




IIT PALAKKAD

PLACEMENT REPORT 2023-24



Career Development Centre
IIT Palakkad

 9497718137 / 04923226591

 tpo@iitpkd.ac.in

 cdc.iitpkd.ac.in

IIT Palakkad witnessed strong participation from companies during the campus recruitment season 2023–24. A total of 151+ companies took part in the placement process, offering over 206 diverse profiles across various sectors. Altogether, 185 offers were extended to students for the academic year.

Prominent recruiters included: Accenture Japan, Air India, AMD, ApexPlus, Arista Networks, CRI Pumps, Flipkart, Galgotias University, GLA University Mathura, HCL, HPE, Infineon, Infosys, Itron, Ittiam, L&T, Mahindra & Mahindra, Mahindra & Mahindra Ltd, Mahindra Finance, Manappuram, Maruti Suzuki, MAQ Software, MathWorks, Meril Healthcare, Merilytics, Money Forward, Multicoreware, Neterwala, Saint-Gobain Research India, SEDEMAC, Sprinklr, Straive, Strand Life Sciences, Synopsis, TCS, Texas, Texas Instruments, Tiger Analytics, Truminds Software Systems, Turing, TVS Motors, URC, UST Global, Va Tech Wabag, Versa Networks, Wabtec, Webstaff, WSP, Zeuron, ZF Group, ZS Associates, among others.

A significant number of our graduates also opted for higher studies at reputed institutions such as the University of California, University of Minnesota, Georgia Institute of Technology, Columbia University, Purdue University, various IITs, IIMs, and more. These achievements stand as a testament to the talent of our students and the strength of the curriculum they are shaped by at IIT Palakkad.

KEY HIGHLIGHTS

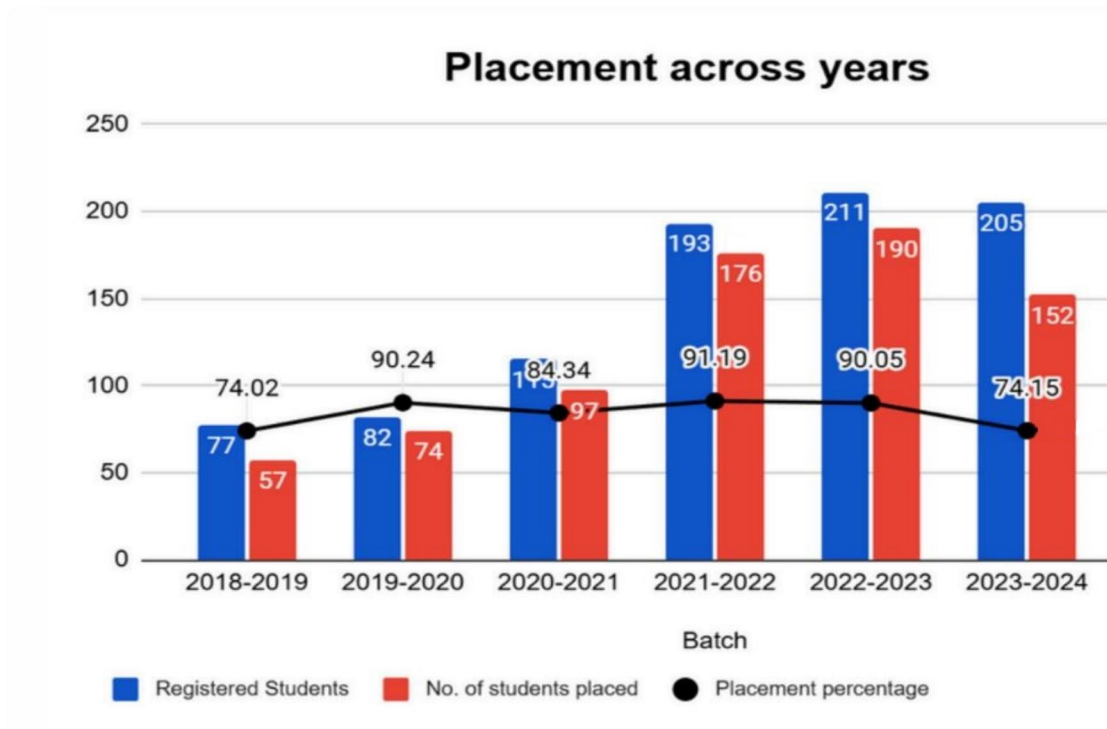
- 24 Students were offered Pre-Placement offers.
- Turing has made a maximum of 12 offers this year.
- The highest total package was INR 47.12 lakh for 2023-24.
- The overall average CTC offered for the batch of 2024 was INR 13.97 Lakhs.

COMPARISION OVER YEARS

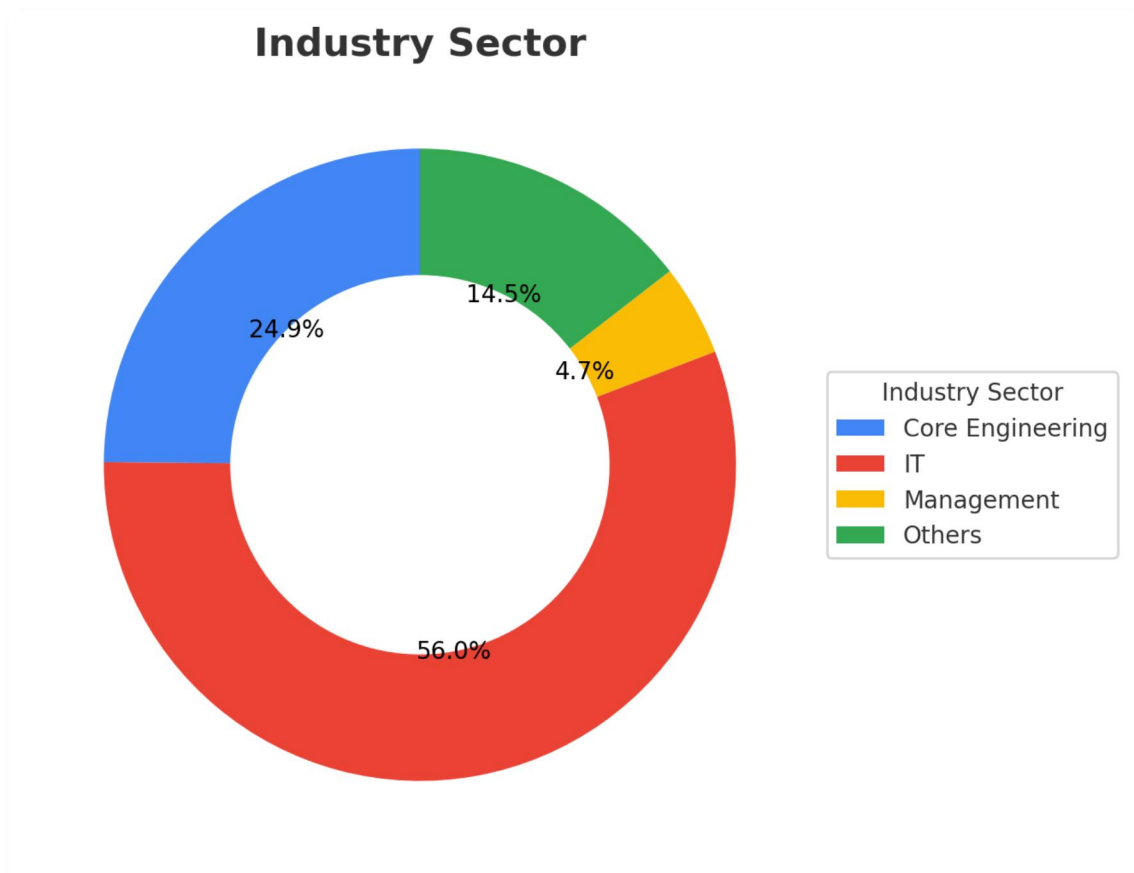
Batch	2019-20	2020-21	2021-22	2022-23	2023-24
Batch Size	106	163	251	250	313
No. of students registered in CDC portal for placements	82	115	193	211	205
No. of offers	87	120	208	206	185
No. of students placed	74	97	176	190	152
No. of companies participated in the campus process	70	110	215	158	168
Placement Percentage (Based on No. of Students Placed)	90	84.34	91.19	90.05	74.15
No. of PPOs (pre-placement offers)	15	6	26	38	25
Average CTC INR (in Lakhs)	9.93	11.42	13.93	13.95	13.82
Salary Range INR (in Lakhs)	5.4 – 21.3	3.3 – 31.59	3.6 – 120	6.0 – 46.15	6.0 – 47.12
No. of students went for Higher Studies	16	20	12	28	26
University/Institute Details	Columbia University, Northwestern University, Pennsylvania State University, Arizona State University, UCLA, ESSEC Business School, Georgia Institute of Technology, IIMs, IITs	University of California Los Angeles (UCLA), University of Nottingham, Liverpool John Moore's University, New York University, Otto von Guericke University Magdeburg, Purdue University, Indian Institute of Science, IIM Calcutta, FMS Delhi, IIT Madras	University of Birmingham, Arizona State University, Georgia Tech, Purdue University, University of North Carolina, Brown University	University of California, University of Minnesota, Georgia Institute of Technology, Columbia University, Purdue University, IIT Madras, IIT Bombay, IISc Bangalore, IIMs	IIT Bombay, XLRI Jamshedpur, University of Texas USA, Kings University London, IIT Madras, Netherlands – Delft University of Technology (TU Delft), IIT Kanpur, Spain – University of Girona



IIT Palakkad Placement Team



***Placement % is based on number of students participated**



We initiated the placement preparation process in August 2023, beginning with a structured training program for the students. Throughout the year, the CDC team, along with external agencies, conducted periodic aptitude and assessment tests to enhance student readiness. To help students prepare effectively, we also shared a comprehensive repository of job profiles and information about companies that participated in the previous recruitment cycle. Additionally, curated resources and guidance on resume building and interview preparation were provided to support students in presenting themselves confidently and professionally.

PROGRAM WISE STATISTICS

Program	Registered	Placed	% Placed	Average CTC	Salary Range
B.Tech Computer Science and Engineering	43	40	93.02	19.09	6.0-41.61
B.Tech Electrical Engineering	36	25	69.44	16.7	6.0-36.72
B.Tech Mechanical Engineering	30	24	80	11.52	6.0-20.0
B.Tech Civil Engineering	19	16	84.21	9.01	6.0-20.0
M.Tech Data Science	14	11	78.57	13.04	6.0-19.29
M.Tech Computing and Mathematics	8	8	100	10.6	6.0-16.0
M.Tech System on Chip Design	15	11	73.33	14.3	6.0-20.0
M.Tech Power Electronics and Power Systems	7	6	85.71	8.86	6.0-19.29
M.Tech Manufacturing and Materials Engineering	14	6	42.86	7.94	9.0-19.29
M.Tech Geotechnical Engineering	10	3	30	6.57	6.5-6.5
M.Sc Mathematics	7	1	14.29	6	6.0-6.0
M.Sc Physics	2	1	50	6	6.0-6.0
M.Sc Chemistry	NA	NA	NA	NA	NA

- All CTC measures are in LPA

“Working with the Career Development Centre (CDC) enabled me to gain a comprehensive understanding of the diverse career opportunities available. It also helped me expand my industry connections and enhance my soft skills. I am grateful to the CDC team for providing me with the opportunity to kick-start my career.



Gopikrishna Prabhu P.D,
B.Tech Overall Coordinator
Class of 2024.

MAJOR RECRUITERS

MEDIATEK

**TEXAS
INSTRUMENTS**

MathWorks®

**MARUTI
SUZUKI**

ARISTA

**VERSA
NETWORKS**

TATA

BOSCH



Maybank

Apex PLUS

sprinklr

**Wabtec
CORPORATION**

accenture



AMD

ZS

tcs

**TIGER
ANALYTICS**

HCL

7 Turing

mahindra